

SPIRIT OF JESUS



TEACHER RESOURCES
SECTION 3 – SACRAMENTS



SECTION 3

SACRAMENTS

Where is the spirit of Jesus in your classroom?	50
Eucharist	51
Where is the spirit of Jesus in the Eucharist?	52
Where is the spirit of Jesus in creation?	53
Activity	54
Where is the spirit of Jesus in caring for people?	55
When did Jesus care?	56
What is the good news?	57
Do you always do your best?	58
Reconciliation	59
How do we say sorry?	60
Why do we forgive someone who's hurt us?	61
Do you learn from your mistakes?	62
Do you have to be perfect?	63
Are you an agent of mercy?	64
How do you serve others?	65
How did Jesus serve others?	66
Who are the quiet achievers? ...	67

SCRIPTURE

On the Road to Emmaus
This story is totally about the sacramental journey.

Luke 24:13–35

TAKE AWAY FROM SECTION 3

That the evangelisation process can be a subtle but personal journey and that section 3 is about conversations about two of the sacraments that can be had between the teacher and students.

INTRODUCTION

The sacraments and Jesus go hand-in-hand, so it is essential to involve the students in the story of Jesus whilst he was on earth. Jesus himself was baptised by John the Baptist and we are all invited, during our lives, to take part in all of the sacraments. The focus in this section is on The Eucharist, Reconciliation and Baptism and the student will be gently taken through aspects of these special occasions.

LEARNING INTENTIONS

We are learning that...

- we are all invited to explore the sacraments
- family is an important part of the sacramental journey
- we can continue to discover how the teachings, words and actions of Jesus are an essential part of the sacraments.

ACARA CONNECTION

Achievement Standards YEAR 3/4

By the end of Year 4, students recognise strategies for managing change. They identify influences that strengthen identities. They investigate how emotional responses vary and understand how to interact positively with others in a variety of situations. They describe the connections they have to their community and identify local resources to support their health, wellbeing, safety and physical activity.

Students apply strategies for working cooperatively and apply rules fairly. They use decision-making and problem-solving skills to select and demonstrate strategies that help them stay safe, healthy and active.

SUCCESS CRITERIA

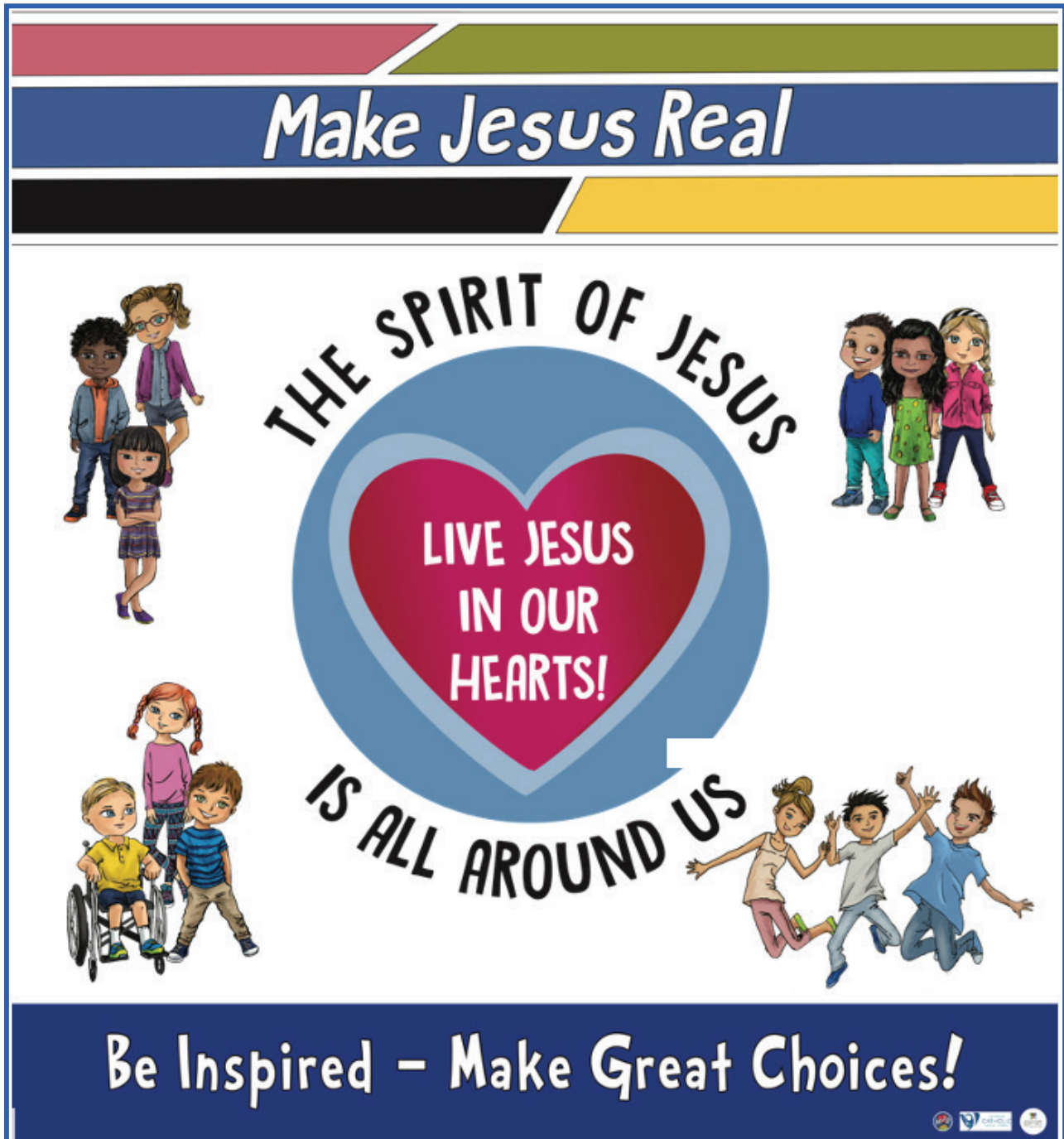
Students will be able to

- understand how, even after 2000 years, Jesus continues to bring inspiration and joy into our lives
- decipher, explore the various aspects of the sacraments especially The Eucharist, Reconciliation and Baptism
- discover the 'fruits/gifts' that we can obtain from the sacramental journey.

see page 51

3.1 Poster Inspiration

Use this as a poster in the classroom and find ways to highlight that the 'Spirit of Jesus' is all around us.



see page 60

3.2 Sorry

It is imperative to speak about what SORRY actually means. Many children will tell you that it is about apologising and asking forgiveness – they are the actions of sorry. Sorry means that I am going to TRY and NOT do it again!

see page 51

3.3 SOJ Postcards

Print out the postcards on the following page and either:

- fill in one for a staff colleague
- share with other staff to use with colleagues. Leave Postcards on their desks without signing your name. Print them on to a full page (or cardboard) to make them special.

see page 53

3.4 God's Creation

Students are becoming passionate about sustainability. Look at the following amazing story about a young man producing wrappers for fast food from seaweed. Read it out and then scroll down to the video.

<https://aim2flourish.com/innovations/edible-and-nutritious-packaging-with-seaweed-based-material-to-decrease-plastic-waste>

see page 64–66

3.5 Bringing JOY into others' lives

Here are other ways of focusing on bringing joy to other people's lives.



Monty

Here is Monty who is at St Peter Chanel Catholic Primary School, Smithton, Tasmania. Kerrie, (the principal) brings Monty to school and to see the smiles and hear the laughter that he brings to both staff and students is beautiful. He is a walking bundle of joy!



MJR Garden Group

At St Brigid's Catholic School, Norfolk, Tasmania, the students and staff have formed an MJR Garden group and they give up their lunchtime to improve the school gardens and even raise money to buy plants to beautify their school.

Make Jesus Real

Sometimes you come across people in life
and they show you how important it is to care.

.....

.....



You are the
'Spirit of Jesus'
in action!

Make Jesus Real

Sometimes you come across people in life
and they show you how important it is to care.

.....



.....



You are the
'Spirit of Jesus'
in action!

Robin Williams & homeless people

1. Ask the students to see if they can find other people who bring or who have brought JOY into others' lives e.g. Jesus.
2. Here is an amazing story about Robin Williams and homeless people.

 **B-Movie Mania**
Nov 6 · 🌐 

Good Night.
Robin Williams - In every movie he filmed he asked the production company to hire at least 10 homeless people. During his entire career, he helped approximately 1520 homeless. A man with a big heart ❤️



It is important to remind our school communities to find ways to 'Make someone's day – BETTER!'

ACTIVITY

Please find on the next page a sample sheet for many year levels to work through so as to remind them how lucky they are and how they can do so much for others. The future promise could be as simple as NOT back chatting or doing a chore without being asked. Maybe it might be a gift that they actually make for someone else.

The worksheet is a large white rectangle with a blue vertical bar in the center containing the word 'JOY' in large black letters. Above the bar is a blue rounded rectangle with the word 'SPREADING' in white. Below the bar is a white rounded rectangle with the text 'Make Someone's Day' in black. At the very bottom is a green rounded rectangle with the text 'SPIRIT OF JESUS moments' in white. The main white area is divided into four quadrants by a horizontal line. The top-left quadrant is labeled 'For YOU' and contains the text 'food'. The top-right quadrant is labeled 'For OTHERS' and contains the text 'a present'. The bottom-left quadrant is labeled 'a person or place'. The bottom-right quadrant is labeled 'future'. Four green callout boxes with lines pointing to the quadrants contain instructions: top-left: 'I ask the students to write or draw a food they love that brings them joy.'; top-right: 'Now we concentrate on others. Name a present they gave that brought great joy.'; bottom-left: 'Then I ask them to draw or write about a person or place that brings them joy.'; bottom-right: 'Now get them to write or draw a future promise that will bring joy.'

For YOU	SPREADING	For OTHERS
food	JOY	a present
a person or place		future

Make Someone's Day

SPIRIT OF JESUS moments

I ask the students to write or draw a food they love that brings them joy.

Now we concentrate on others. Name a present they gave that brought great joy.

Then I ask them to draw or write about a person or place that brings them joy.

Now get them to write or draw a future promise that will bring joy.

SPREADING

For YOU

For OTHERS

food

a present

J

O

a person or place

future

Y

Make Someone's Day

SPIRIT OF JESUS moments

see page 67

3.6 Quiet Achievers

Throw in names like Turia Pitt, Nick Vujicic, Nelson Mandela, grandparents, relatives, etc. Be sure to ask what traits make them shine. Maybe start with the following article:

<https://medium.com/on-the-couch/7-habits-of-lifes-quiet-achievers-360e9b56fb0c>